

**MACKINNON MACKENZIE & CO. LTD**  
**4, SHOORJI VALLABHDAS MARG**  
**BOMBAY - 400 038**  
**CIN NO. L63020MH1951PLC013745**

Introductory sub-table (I)(a)

<b>Name of the Company: MACKINNON MACKENZIE &amp; CO. LTD.</b>			
<b>Scrip Code, Name of the scrip, class of security: 501874, MACKINN, EQUITY SHARES</b>			
<b>Quarter ended: DECEMBER 31, 2014</b>			
<b>Partly paid-up shares:-</b>			
	<b>No. of partly paid up shares</b>	<b>As a % of total no. of partly paid-up shares</b>	<b>As a % of total no. of shares of the company</b>
Held by promoter/promoter group	0	#DIV/0!	0
Held by public	0	#DIV/0!	0
<b>Total - D</b>	<b>0</b>	<b>#DIV/0!</b>	<b>0</b>
<b>Outstanding convertible securities:-</b>			
	<b>No. of outstanding securities</b>	<b>As a % of total no. of outstanding convertible securities</b>	<b>As a % of total no. of shares of the company, assuming full conversion of the convertible securities</b>
Held by promoter/promoter group	0	#DIV/0!	0
Held by public	0	#DIV/0!	0
<b>Total - E</b>	<b>0</b>	<b>#DIV/0!</b>	<b>0</b>
<b>Warrants:-</b>			
	<b>No. of warrants</b>	<b>As a % of total no. of warrants</b>	<b>As a % of total no. of shares of the company, assuming full conversion of warrants</b>
Held by promoter/promoter group	0	#DIV/0!	0
Held by public	0	#DIV/0!	0
<b>Total - F</b>	<b>0</b>	<b>#DIV/0!</b>	<b>0</b>
<b>Total paid-up capital of the company, assuming full conversion of warrants and convertible securities</b>			
	<b>2,472,225</b>		

  
**DIRECTOR**  
Mackinnon Mackenzie & Co. Ltd

**Statement Showing Shareholding Pattern**


		Table (I)(a)			Total shareholding as a percentage of total number of shares		Shares Pledged or otherwise encumbered	
Category code	Category of Shareholder	Number of Shareholders	Total number of shares	Number of shares held in dematerialized form	Total shareholding as a percentage of total number of shares		Shares Pledged or otherwise encumbered	
					As a percentage of (A+B) <sup>1</sup>	As a percentage of (A+B+C)	Number of shares	As a percentage
(I)	(II)	(III)	(IV)	(V)	(VI)	(VII)	(VIII)	X)=(VIII)/(IV)*10
(A)	<b>Shareholding of Promoter and Promoter Group<sup>2</sup></b>							
<b>1</b>	<b>Indian</b>							
(a)	Individuals/ Hindu Undivided Family	0	0	0	0.00	0.00		#DIV/0!
(b)	Central Government/ State Government(s)	0	0	0	0.00	0.00		#DIV/0!
(c)	Bodies Corporate	0	0	0	0.00	0.00		#DIV/0!
(d)	Financial Institutions/ Banks	0	0	0	0.00	0.00		#DIV/0!
(e)	Any Others(Specify)	0	0	0	0.00	0.00		#DIV/0!
(e-i)					0.00	0.00		#DIV/0!
(e-ii)					0.00	0.00		#DIV/0!
	<b>Sub Total(A)(1)</b>	<b>0</b>	<b>0</b>	<b>0</b>	<b>0.00</b>	<b>0.00</b>	<b>0</b>	<b>#DIV/0!</b>
<b>2</b>	<b>Foreign</b>							
a	Individuals (Non-Residents Individuals/ Foreign Individuals)	0	0	0	0.00	0.00		#DIV/0!
b	Bodies Corporate	0	0	0	0.00	0.00		#DIV/0!
c	Institutions	0	0	0	0.00	0.00		#DIV/0!
d	Any Others(Specify)	0	0	0	0.00	0.00		#DIV/0!
d-i					0.00	0.00		#DIV/0!
d-ii					0.00	0.00		#DIV/0!
	<b>Sub Total(A)(2)</b>	<b>0</b>	<b>0</b>	<b>0</b>	<b>0.00</b>	<b>0.00</b>	<b>0</b>	<b>#DIV/0!</b>

  
**DIRECTOR**  
 Mackinnon Mackenzie & Co. Ltd

	<b>Total Shareholding</b>	0	0	0	0.00	0.00	0	#DIV/0!
<b>(B)</b>	<b>Public shareholding</b>							
<b>1</b>	<b>Institutions</b>							
(a)	Mutual Funds/ UTI	0	0	0	0.00	0.00		
(b)	Financial Institutions / Banks	7	197800	0	8.00	8.00		
(c)	Central Government/ State Government(s)	0	0	0	0.00	0.00		
(d)	Venture Capital Funds	0	0	0	0.00	0.00		
(e)	Insurance Companies	5	258800	0	10.47	10.47		
(f)	Foreign Institutional Investors	0	0	0	0.00	0.00		
(g)	Foreign Venture Capital Investors	0	0	0	0.00	0.00		
(h)	Any Other (specify)	0	0	0	0.00	0.00		
(h-i)					0.00	0.00		
(h-ii)					0.00	0.00		
	<b>Sub-Total (B)(1)</b>	<b>12</b>	<b>456600</b>	<b>0</b>	<b>18.47</b>	<b>18.47</b>		
<b>B 2</b>	<b>Non-institutions</b>							
(a)	Bodies Corporate	37	1322850	0	53.51	53.51		
(b)	Individuals				0.00	0.00		
	Individuals -i. Individual shareholders holding nominal share capital up to Rs. 1 lakh	4218	692775	0	28.02	28.02		
	II ii. Individual shareholders holding nominal share capital in excess of Rs. 1 lakh	0	0	0	0.00	0.00		
(c)	Any Other (specify)	0	0	0	0.00	0.00		
(c-i)					0.00	0.00		
(c-ii)					0.00	0.00		
	<b>Sub-Total (B)(2)</b>	<b>4255</b>	<b>2015625</b>	<b>0</b>	<b>81.53</b>	<b>81.53</b>		
<b>(B)</b>	<b>Total Public Shareholding (B)= (B)(1)+(B)(2)</b>	<b>4267</b>	<b>2472225</b>	<b>0</b>	<b>100.00</b>	<b>100.00</b>		
	<b>TOTAL (A)+(B)</b>	<b>4267</b>	<b>2472225</b>	<b>0</b>	<b>100.00</b>	<b>100.00</b>		

  
**DIRECTOR**  
 Mackinnon Mackenzie & Co. Ltd

(C)	Shares held by Custodians and against which Depository Receipts have been issued	0	0	0				
1	Promoter and Promoter Group	0	0	0		0.00		#DIV/0!
2	Public	0	0	0		0.00		
	<b>Sub-Total (C)</b>	<b>0</b>	<b>0</b>	<b>0</b>		<b>0</b>	<b>0</b>	
	<b>GRAND TOTAL (A)+(B)+(C)</b>	<b>4267</b>	<b>2472225</b>	<b>0</b>		<b>100.00</b>	<b>0</b>	<b>0.00</b>

  
**DIRECTOR**  
 Mackinnon Mackenzie & Co. Ltd

Sr.No.	Notes
1	
2	
3	
4	
5	
6	NIL
7	
8	
9	

  
**DIRECTOR**  
Mackinnon Mackenzie & Co. Ltd

(I)(b) Statement showing holding of securities (including shares, warrants, convertible securities) of persons belonging to the category "Promoter and Promoter Group"


Sr. No.	Name of the shareholder	Details of Shares held		Encumbered shares (*)			Details of warrants		Details of convertible securities		Total shares (including underlying shares assuming full conversion of warrants and convertible securities) as a % of diluted share capital
		Number of shares held	As a % of grand total (A)+(B)+(C)	No.	As a percentage	As a % of grand total (A)+(B)+(C) of sub-clause (I)(a)	Number of warrants held	As a % total number of warrants of the same class	Number of convertible securities held	As a % total number of convertible securities of the same class	
(I)	(II)	(III)	(IV)	(V)	(VI)=(V)/(I II)*100	(VII)	(VIII)	(IX)	(X)	(XI)	(XII)
1		/	0.00		#DIV/0!	0.00		#DIV/0!		#DIV/0!	
2		/	0.00		#DIV/0!	0.00		#DIV/0!		#DIV/0!	
3		/	0.00		#DIV/0!	0.00		#DIV/0!		#DIV/0!	
4		/	0.00		#DIV/0!	0.00		#DIV/0!		#DIV/0!	
5	NIL		0.00		#DIV/0!	0.00		#DIV/0!		#DIV/0!	
6	/		0.00		#DIV/0!	0.00		#DIV/0!		#DIV/0!	
7	/		0.00		#DIV/0!	0.00		#DIV/0!		#DIV/0!	
8	/		0.00		#DIV/0!	0.00		#DIV/0!		#DIV/0!	
9	/		0.00		#DIV/0!	0.00		#DIV/0!		#DIV/0!	
10	/		0.00		#DIV/0!	0.00		#DIV/0!		#DIV/0!	
11	/		0.00		#DIV/0!	0.00		#DIV/0!		#DIV/0!	
<b>TOTAL</b>		<b>0</b>	<b>0.00</b>	<b>0</b>	<b>#DIV/0!</b>	<b>0.00</b>	<b>0</b>	<b>#DIV/0!</b>	<b>0</b>	<b>#DIV/0!</b>	<b>0</b>

(\*) The term "encumbrance" has the same meaning as assigned to it in regulation 28(3) of the SAST Regulations, 2011

  
**DIRECTOR**  
 Mackinnon Mackenzie & Co. Ltd

(I)(c) Statement showing holding of securities (including shares, warrants, convertible securities) of persons belonging to the category "Public" and holding more than 1% of the total number of shares

Sr. No.	Name of the shareholder	Number of shares held	Shares as a percentage of total number of shares {i.e., Grand Total (A)+(B)+(C) indicated in Statement at para (I)(a) above}	Details of warrants		Details of convertible securities		Total shares (including underlying shares assuming full conversion of warrants and convertible securities) as a % of diluted share capital
				Number of warrants held	As a % total number of warrants of the same class	Number of convertible securities held	% w.r.t total number of convertible securities of the same class	
1	ABAD TRANSPORT PRIVATE LTD.	250,000	10.11		#DIV/0!		#DIV/0!	
2	BELMOUNT HOLDINGS AND TRADING CO. LTD	250,000	10.11		#DIV/0!		#DIV/0!	
3	ELASTER INVESTMENTS AND TRADING CO. LTD	250,000	10.11		#DIV/0!		#DIV/0!	
4	ZODIAC HOLDINGS AND TRADING CO. LTD	250,000	10.11		#DIV/0!		#DIV/0!	
5	MACKINNONS ABAD SHIPPING LTD.	192,250	7.78		#DIV/0!		#DIV/0!	
6	GANGES LINES (INDIA) PVT. LTD.	98,900	4.00		#DIV/0!		#DIV/0!	
7	LIFE INSURANCE CORPN	100,000	4.04		#DIV/0!		#DIV/0!	
8	BANK OF INDIA	81,700	3.30		#DIV/0!		#DIV/0!	
9	UNITED BANK OF INDIA	68,100	2.75		#DIV/0!		#DIV/0!	

  
**DIRECTOR**  
 Mackinnon Mackenzie & Co. Ltd

10	UNITED INDIA INSURANCE	54,450	2.20		#DIV/0!		#DIV/0!	
11	NATIONAL INS CO LTD	45,350	1.83		#DIV/0!		#DIV/0!	
12	CENTRAL BANK OF INDIA	39,350	1.59		#DIV/0!		#DIV/0!	
13	ORIENTAL FIRE & GEN INS CO LTD	36,300	1.47		#DIV/0!		#DIV/0!	
<b>TOTAL</b>		<b>1716400</b>	<b>69.43</b>	<b>0</b>	<b>#DIV/0!</b>	<b>0</b>	<b>#DIV/0!</b>	<b>0</b>



**DIRECTOR**  
Mackinnon Mackenzie & Co. Ltd




(D)(c) Statement showing holding of securities (including shares, warrants, convertible securities)  
(ii) of persons (together with PAC) belonging to the category "Public" and holding more than 5% of the total number of shares of the company

Sr. No.	Name(s) of the shareholder(s) and the Persons Acting in Concert (PAC) with them	Number of shares	Shares as a percentage of total number of shares {i.e., Grand Total (A)+(B)+(C) indicated in Statement at para (D)(a)}	Details of warrants		Details of convertible securities		Total shares (including underlying shares assuming full conversion of warrants and convertible securities) as a % of diluted share capital
				Number of warrants	As a % total number of warrants of the same class	Number of convertible securities held	% w.r.t total number of convertible securities of the same class	
1	ABAD TRANSPORT PRIVATE LTD.	250,000	10.11		#DIV/0!		#DIV/0!	
2	BELMOUNT HOLDINGS AND TRADING CO. LTD.	250,000	10.11		#DIV/0!		#DIV/0!	
3	ELASTER INVESTMENTS AND TRADING CO. LTD.	250,000	10.11		#DIV/0!		#DIV/0!	
4	ZODIAC HOLDINGS AND TRADING CO. LTD.	250,000	10.11		#DIV/0!		#DIV/0!	
5	MACKINNONS ABAD SHIPPING LTD.	192,250	7.78		#DIV/0!		#DIV/0!	
6			0.00		#DIV/0!		#DIV/0!	
7			0.00		#DIV/0!		#DIV/0!	
8			0.00		#DIV/0!		#DIV/0!	
9			0.00		#DIV/0!		#DIV/0!	
10			0.00		#DIV/0!		#DIV/0!	
<b>TOTAL</b>		<b>1192250</b>	<b>48.23</b>	<b>0</b>	<b>#DIV/0!</b>	<b>0</b>	<b>#DIV/0!</b>	<b>0</b>

  
**DIRECTOR**  
Mackinnon Mackenzie & Co. Ltd

(I)(d) Statement showing details of locked-in shares

Sr. No.	Name of the shareholder	Number of locked-in shares	Locked-in shares as a percentage of total number of shares {i.e., Grand Total (A)+(B)+(C) indicated in Statement at para (I)(a) above}
1			0.00
2			0.00
3			0.00
4			0.00
5			0.00
6			0.00
7	NIL		0.00
8			0.00
9			0.00
<b>TOTAL</b>		<b>0</b>	<b>0.00</b>

  
**DIRECTOR**  
Mackinnon Mackenzie & Co. Ltd

(II)(a) Statement showing details of Depository Receipts (DRs)

Sr. No.	Type of outstanding DR (ADRs, GDRs, SDRs, etc.)	Number of outstanding DRs	Number of shares underlying outstanding DRs	Shares underlying outstanding DRs as a percentage of total number of shares {i.e., Grand Total (A)+(B)+(C) indicated in Statement at para (I)(a) above}
1				0.00
2				0.00
3				0.00
4				0.00
5		NIL		0.00
6				0.00
7				0.00
8				0.00
9				0.00
<b>TOTAL</b>		<b>0</b>	<b>0</b>	<b>0.00</b>

  
**DIRECTOR**  
Mackinnon Mackenzie & Co. Ltd


(II)(b) Statement showing holding of Depository Receipts (DRs), where underlying shares held by "promoter/promoter group" are in excess of 1% of the total number of shares

Sr. No.	Name of the DR Holder	Type of outstanding DR (ADRs, GDRs, SDRs, etc.)	Number of shares underlying outstanding DRs	Shares underlying outstanding DRs as a percentage of total number of shares {i.e., Grand Total (A)+(B)+(C) indicated in Statement at para (I)(a) above}
1				0.00
2				0.00
3				0.00
4				0.00
5				0.00
6	NIL			0.00
7				0.00
8				0.00
9				0.00
<b>TOTAL</b>			<b>0</b>	<b>0.00</b>

  
**DIRECTOR**  
 Mackinnon Mackenzie & Co. Ltd

- (I)(c) Statement showing holding of securities (including shares, warrants, convertible securities)  
(ii) of persons (together with PAC) belonging to the category "Public" and holding more than 5% of the total number of shares of the company

Sr. No.	Name(s) of the shareholder(s) and the Persons Acting in Concert (PAC) with them	Number of shares	Shares as a percentage of total number of shares {i.e., Grand Total (A)+(B)+(C) indicated in Statement at para (I)(a)}	Details of warrants		Details of convertible securities		Total shares (including underlying shares assuming full conversion of warrants and convertible securities) as a % of diluted share capital
				Number of warrants	As a % total number of warrants of the same class	Number of convertible securities held	% w.r.t total number of convertible securities of the same class	
1					#DIV/0!		#DIV/0!	
2					#DIV/0!		#DIV/0!	
3					#DIV/0!		#DIV/0!	
4					#DIV/0!		#DIV/0!	
5	NIL				#DIV/0!		#DIV/0!	
6			0.00		#DIV/0!		#DIV/0!	
7			0.00		#DIV/0!		#DIV/0!	
8			0.00		#DIV/0!		#DIV/0!	
9			0.00		#DIV/0!		#DIV/0!	
10			0.00		#DIV/0!		#DIV/0!	
<b>TOTAL</b>		<b>0</b>	<b>0.00</b>	<b>0</b>	<b>#DIV/0!</b>	<b>0</b>	<b>#DIV/0!</b>	<b>0</b>

  
**DIRECTOR**  
Mackinnon Mackenzie & Co. Ltd