

Introductory sub-table (I)(a)

<b>Name of the Company: MACKINNON MACKENZIE &amp; CO. LTD.</b>			
<b>Scrip Code, Name of the scrip, class of security: 501874, MACKINN, EQUITY SHARES</b>			
<b>Quarter ended: SEPTEMBER 30, 2015</b>			
<b>Partly paid-up shares:-</b>			
	<b>No. of partly paid up shares</b>	<b>As a % of total no. of partly paid-up shares</b>	<b>As a % of total no. of shares of the company</b>
Held by promoter/promoter group	0	#DIV/0!	0
Held by public	0	#DIV/0!	0
<b>Total - D</b>	<b>0</b>	<b>#DIV/0!</b>	<b>0</b>
<b>Outstanding convertible securities:-</b>			
	<b>No. of outstanding securities</b>	<b>As a % of total no. of outstanding convertible securities</b>	<b>As a % of total no. of shares of the company, assuming full conversion of the convertible securities</b>
Held by promoter/promoter group	0	#DIV/0!	0
Held by public	0	#DIV/0!	0
<b>Total - E</b>	<b>0</b>	<b>#DIV/0!</b>	<b>0</b>
<b>Warrants:-</b>			
	<b>No. of warrants</b>	<b>As a % of total no. of warrants</b>	<b>As a % of total no. of shares of the company, assuming full conversion of warrants</b>
Held by promoter/promoter group	0	#DIV/0!	0
Held by public	0	#DIV/0!	0
<b>Total - F</b>	<b>0</b>	<b>#DIV/0!</b>	<b>0</b>
<b>Total paid-up capital of the company, assuming full conversion of warrants and convertible securities</b>			
	<b>2,472,225</b>		

  
**DIRECTOR**  
 Mackinnon Mackenzie & Co. Ltd

## Statement Showing Shareholding Pattern

Table (I)(a)								
Category code	Category of Shareholder	Number of Shareholders	Total number of shares	Number of shares held in dematerialized form	Total shareholding as a percentage of total number of shares		Shares Pledged or otherwise encumbered	
					As a percentage of (A+B) <sup>1</sup>	As a percentage of (A+B+C)	Number of shares	As a percentage
(I)	(II)	(III)	(IV)	(V)	(VI)	(VII)	(VIII)	(X) = (VIII)/(IV)*10
<b>(A)</b>	<b>Shareholding of Promoter and Promoter Group<sup>2</sup></b>							
<b>1</b>	<b>Indian</b>							
(a)	Individuals/ Hindu Undivided Family	0	0	0	0.00	0.00		#DIV/0!
(b)	Central Government/ State Government(s)	0	0	0	0.00	0.00		#DIV/0!
(c)	Bodies Corporate	0	0	0	0.00	0.00		#DIV/0!
(d)	Financial Institutions/ Banks	0	0	0	0.00	0.00		#DIV/0!
(e)	Any Others(Specify)	0	0	0	0.00	0.00		#DIV/0!
(e-i)					0.00	0.00		#DIV/0!
(e-ii)					0.00	0.00		#DIV/0!
	<b>Sub Total(A)(1)</b>	<b>0</b>	<b>0</b>	<b>0</b>	<b>0.00</b>	<b>0.00</b>	<b>0</b>	<b>#DIV/0!</b>
<b>2</b>	<b>Foreign</b>							
a	Individuals (Non-Residents Individuals/ Foreign Individuals)	0	0	0	0.00	0.00		#DIV/0!
b	Bodies Corporate	0	0	0	0.00	0.00		#DIV/0!
c	Institutions	0	0	0	0.00	0.00		#DIV/0!
d	Any Others(Specify)	0	0	0	0.00	0.00		#DIV/0!
d-i					0.00	0.00		#DIV/0!
d-ii					0.00	0.00		#DIV/0!
	<b>Sub Total(A)(2)</b>	<b>0</b>	<b>0</b>	<b>0</b>	<b>0.00</b>	<b>0.00</b>	<b>0</b>	<b>#DIV/0!</b>

  
  
**DIRECTOR**  
 Mackinnon Mackenzie & Co. Ltd.

	<b>Total Shareholding</b>	<b>0</b>	<b>0</b>	<b>0</b>	<b>0.00</b>	<b>0.00</b>	<b>0</b>	<b>#DIV/0!</b>
<b>(B)</b>	<b>Public shareholding</b>							
<b>1</b>	<b>Institutions</b>							
(a)	Mutual Funds/ UTI	0	0	0	0.00	0.00		
(b)	Financial Institutions / Banks	7	197800	0	8.00	8.00		
(c)	Central Government/ State Government(s)	0	0	0	0.00	0.00		
(d)	Venture Capital Funds	0	0	0	0.00	0.00		
(e)	Insurance Companies	5	258800	0	10.47	10.47		
(f)	Foreign Institutional Investors	0	0	0	0.00	0.00		
(g)	Foreign Venture Capital Investors	0	0	0	0.00	0.00		
(h)	Any Other (specify)	0	0	0	0.00	0.00		
(h-i)					0.00	0.00		
(h-ii)					0.00	0.00		
	<b>Sub-Total (B)(1)</b>	<b>12</b>	<b>456600</b>	<b>0</b>	<b>18.47</b>	<b>18.47</b>		
<b>B 2</b>	<b>Non-institutions</b>							
(a)	Bodies Corporate	37	1322850	0	53.51	53.51		
(b)	Individuals				0.00	0.00		
I	Individuals -i. Individual shareholders holding nominal share capital up to Rs. 1 lakh	4218	692775	0	28.02	28.02		
II	ii. Individual shareholders holding nominal share capital in excess of Rs. 1 lakh	0	0	0	0.00	0.00		
(c)	Any Other (specify)	0	0	0	0.00	0.00		
(c-i)					0.00	0.00		
(c-ii)					0.00	0.00		
	<b>Sub-Total (B)(2)</b>	<b>4255</b>	<b>2015625</b>	<b>0</b>	<b>81.53</b>	<b>81.53</b>		
<b>(B)</b>	<b>Total Public Shareholding (B)= (B)(1)+(B)(2)</b>	<b>4267</b>	<b>2472225</b>	<b>0</b>	<b>100.00</b>	<b>100.00</b>		
	<b>TOTAL (A)+(B)</b>	<b>4267</b>	<b>2472225</b>	<b>0</b>	<b>100.00</b>	<b>100.00</b>		

2024


  
**DIRECTOR**  
 Mackinnon Mackenzie & Co. Ltd

(C)	Shares held by Custodians and against which Depository Receipts have been issued	0	0	0			
1	Promoter and Promoter Group	0	0	0	0.00		#DIV/0!
2	Public	0	0	0	0.00		
	Sub-Total (C)	0	0	0	0	0	
	<b>GRAND TOTAL (A)+(B)+(C)</b>	<b>4267</b>	<b>2472225</b>	<b>0</b>	<b>100.00</b>	<b>0</b>	<b>0.00</b>



**DIRECTOR**  
Mackinnon Mackenzie & Co. Ltd

Sr.No.	Notes
1	
2	
3	
4	
5	
6	NIL
7	
8	
9	

  
**DIRECTOR**  
Mackinnon Mackenzie & Co. Ltd

**(I)(b) Statement showing holding of securities (including shares, warrants, convertible securities) of persons belonging to the category "Promoter and Promoter Group"**

Sr. No.	Name of the shareholder	Details of Shares held		Encumbered shares (*)			Details of warrants		Details of convertible securities		Total shares (including underlying shares assuming full conversion of warrants and convertible securities) as a % of diluted share capital
		Number of shares held	As a % of grand total (A) + (B) + (C)	No.	As a percentage	As a % of grand total (A)+(B)+(C) of sub-clause (I)(a)	Number of warrants held	As a % total number of the same class	Number of convertible securities held	As a % total number of convertible securities of the same class	
(I)	(II)	(III)	(IV)	(V)	(VI)=(V)/(I II)*100	(VII)	(VIII)	(IX)	(X)	(XI)	(XII)
1		/	0.00		#DIV/0!	0.00		#DIV/0!		#DIV/0!	
2		/	0.00		#DIV/0!	0.00		#DIV/0!		#DIV/0!	
3		/	0.00		#DIV/0!	0.00		#DIV/0!		#DIV/0!	
4		/	0.00		#DIV/0!	0.00		#DIV/0!		#DIV/0!	
5		NIL	0.00		#DIV/0!	0.00		#DIV/0!		#DIV/0!	
6		/	0.00		#DIV/0!	0.00		#DIV/0!		#DIV/0!	
7		/	0.00		#DIV/0!	0.00		#DIV/0!		#DIV/0!	
8		/	0.00		#DIV/0!	0.00		#DIV/0!		#DIV/0!	
9		/	0.00		#DIV/0!	0.00		#DIV/0!		#DIV/0!	
10		/	0.00		#DIV/0!	0.00		#DIV/0!		#DIV/0!	
11		/	0.00		#DIV/0!	0.00		#DIV/0!		#DIV/0!	
<b>TOTAL</b>		<b>0</b>	<b>0.00</b>	<b>0</b>	<b>#DIV/0!</b>	<b>0.00</b>	<b>0</b>	<b>#DIV/0!</b>	<b>0</b>	<b>#DIV/0!</b>	<b>0</b>

(\*) The term "encumbrance" has the same meaning as assigned to it in regulation 28(3) of the SAST Regulations, 2011


  
**DIRECTOR**  
Mackinnon Mackenzie & Co. Lto

(I)(c) Statement showing holding of securities (including shares, warrants, convertible securities) of persons belonging to the category "Public" and holding more than 1% of the total number of shares

Sr. No.	Name of the shareholder	Number of shares held	Shares as a percentage of total number of shares {i.e., Grand Total (A)+(B)+(C) indicated in Statement at para (I)(a) above}	Details of warrants		Details of convertible securities		Total shares (including underlying shares assuming full conversion of warrants and convertible securities) as a % of diluted share capital
				Number of warrants held	As a % total number of warrants of the same class	Number of convertible securities held	% w.r.t total number of convertible securities of the same class	
1	ABAD TRANSPORT PRIVATE LTD.	250,000	10.11		#DIV/0!		#DIV/0!	
2	BELMOUNT HOLDINGS AND TRADING CO. LTD	250,000	10.11		#DIV/0!		#DIV/0!	
3	ELASTER INVESTMENTS AND TRADING CO. LTD	250,000	10.11		#DIV/0!		#DIV/0!	
4	ZODIAC HOLDINGS AND TRADING CO. LTD	250,000	10.11		#DIV/0!		#DIV/0!	
5	MACKINNON'S ABAD SHIPPING LTD.	192,250	7.78		#DIV/0!		#DIV/0!	
6	GANGES LINES (INDIA) PVT. LTD.	98,900	4.00		#DIV/0!		#DIV/0!	
7	LIFE INSURANCE CORPN	100,000	4.04		#DIV/0!		#DIV/0!	
8	BANK OF INDIA	81,700	3.30		#DIV/0!		#DIV/0!	
9	UNITED BANK OF INDIA	68,100	2.75		#DIV/0!		#DIV/0!	

  
**DIRECTOR**  
Mackinnon Mackenzie & Co. Ltd

10	UNITED INDIA INSURANCE	54,450	2.20		#DIV/0!		#DIV/0!	
11	NATIONAL INS CO LTD	45,350	1.83		#DIV/0!		#DIV/0!	
12	CENTRAL BANK OF INDIA	39,350	1.59		#DIV/0!		#DIV/0!	
13	ORIENTAL FIRE & GEN INS CO LTD	36,300	1.47		#DIV/0!		#DIV/0!	
<b>TOTAL</b>		<b>1716400</b>	<b>69.43</b>	<b>0</b>	<b>#DIV/0!</b>	<b>0</b>	<b>#DIV/0!</b>	<b>0</b>




**DIRECTOR**  
Mackinnon Mackenzie & Co. Ltd




(I)(c) Statement showing holding of securities (including shares, warrants, convertible securities)  
(ii) of persons (together with PAC) belonging to the category "Public" and holding more than 5% of the total number of shares of the company

Sr. No.	Name(s) of the shareholder(s) and the Persons Acting in Concert (PAC) with them	Number of shares	Shares as a percentage of total number of shares {i.e., Grand Total (A)+(B)+(C) indicated in Statement at para (I)(a)}	Details of warrants		Details of convertible securities		Total shares (including underlying shares assuming full conversion of warrants and convertible securities) as a % of diluted share capital
				Number of warrants	As a % total number of warrants of the same class	Number of convertible securities held	% w.r.t total number of convertible securities of the same class	
1	ABAD TRANSPORT PRIVATE LTD.	250,000	10.11		#DIV/0!		#DIV/0!	
2	BELMOUNT HOLDINGS AND TRADING CO. LTD.	250,000	10.11		#DIV/0!		#DIV/0!	
3	ELASTER INVESTMENTS AND TRADING CO. LTD.	250,000	10.11		#DIV/0!		#DIV/0!	
4	ZODIAC HOLDINGS AND TRADING CO. LTD.	250,000	10.11		#DIV/0!		#DIV/0!	
5	MACKINNONS ABAD SHIPPING LTD.	192,250	7.78		#DIV/0!		#DIV/0!	
6			0.00		#DIV/0!		#DIV/0!	
7			0.00		#DIV/0!		#DIV/0!	
8			0.00		#DIV/0!		#DIV/0!	
9			0.00		#DIV/0!		#DIV/0!	
10			0.00		#DIV/0!		#DIV/0!	
<b>TOTAL</b>		<b>1192250</b>	<b>48.23</b>	<b>0</b>	<b>#DIV/0!</b>	<b>0</b>	<b>#DIV/0!</b>	<b>0</b>

  
**DIRECTOR**  
Mackinnon Mackenzie & Co. Ltd.


**(D)(d) Statement showing details of locked-in shares**

Sr. No.	Name of the shareholder	Number of locked-in shares	Locked-in shares as a percentage of total number of shares {i.e., Grand Total (A)+(B)+(C) indicated in Statement at para (I)(a) above}
1			0.00
2			0.00
3			0.00
4			0.00
5			0.00
6			0.00
7	NIL		0.00
8			0.00
9			0.00
<b>TOTAL</b>		<b>0</b>	<b>0.00</b>

  
**DIRECTOR**  
Mackinnon Mackenzie & Co. Ltd


**(II)(a) Statement showing details of Depository Receipts (DRs)**

Sr. No.	Type of outstanding DR (ADRs, GDRs, SDRs, etc.)	Number of outstanding DRs	Number of shares underlying outstanding DRs	Shares underlying outstanding DRs as a percentage of total number of shares {i.e., Grand Total (A)+(B)+(C) indicated in Statement at para (I)(a) above}
1				0.00
2				0.00
3				0.00
4				0.00
5		NIL		0.00
6				0.00
7				0.00
8				0.00
9				0.00
<b>TOTAL</b>		<b>0</b>	<b>0</b>	<b>0.00</b>

  
**DIRECTOR**  
Mackinnon Mackenzie & Co. Ltd


**(II)(b) Statement showing holding of Depository Receipts (DRs), where underlying shares held by "promoter/promoter group" are in excess of 1% of the total number of shares**

Sr. No.	Name of the DR Holder	Type of outstanding DR (ADRs, GDRs, SDRs, etc.)	Number of shares underlying outstanding DRs	Shares underlying outstanding DRs as a percentage of total number of shares {i.e., Grand Total (A)+(B)+(C) indicated in Statement at para (I)(a) above}
1				0.00
2				0.00
3				0.00
4				0.00
5				0.00
6	NIL			0.00
7				0.00
8				0.00
9				0.00
<b>TOTAL</b>			<b>0</b>	<b>0.00</b>

  
**DIRECTOR**  
 Mackinnon Mackenzie & Co. Ltd

(I)(c) Statement showing holding of securities (including shares, warrants, convertible securities)  
(ii) of persons (together with PAC) belonging to the category "Public" and holding more than 5% of the total number of shares of the company

Sr. No.	Name(s) of the shareholder(s) and the Persons Acting in Concert (PAC) with them	Number of shares	Shares as a percentage of total number of shares {i.e., Grand Total (A)+(B)+(C) indicated in Statement at para (I)(a)}	Details of warrants		Details of convertible securities		Total shares (including underlying shares assuming full conversion of warrants and convertible securities) as a % of diluted share capital
				Number of warrants	As a % total number of the same class	Number of convertible securities held	% w.r.t total number of convertible securities of the same class	
1					#DIV/0!		#DIV/0!	
2					#DIV/0!		#DIV/0!	
3					#DIV/0!		#DIV/0!	
4					#DIV/0!		#DIV/0!	
5	NIL				#DIV/0!		#DIV/0!	
6			0.00		#DIV/0!		#DIV/0!	
7			0.00		#DIV/0!		#DIV/0!	
8			0.00		#DIV/0!		#DIV/0!	
9			0.00		#DIV/0!		#DIV/0!	
10			0.00		#DIV/0!		#DIV/0!	
<b>TOTAL</b>		<b>0</b>	<b>0.00</b>	<b>0</b>	<b>#DIV/0!</b>	<b>0</b>	<b>#DIV/0!</b>	<b>0</b>

  
**DIRECTOR**  
Mackinnon Mackenzie & Co. Ltd

